

## "PR" Series Hydraulic



PR Series 6.5'x 8' 50,000 CIR with CleanPit® Frame, Dual Weatherseal shown.

### PR Series Standard Features Include...

- Push Button Control Box
- Structural Steel Support Members
- Fluid Logic Block
- Low Pressure 225 psi Hollow Ram Hoist Cylinder
- Integral Tamperproof Velocity Fuse
- Retractable Lip Cylinder
- Deck Mounted Pump and Motor
- Dual Control Lanyard
- Automatic Return To Dock From All Positions
- Quick Cycle Below Dock Control
- Maintenance Inspection Plate
- Yellow Folding and Locking Toe Guards
- B412-14 Laminated Dock Bumpers




# Pit Style Levelers Hydraulic

Value,  
Power and  
Performance  
In One  
Design!

## Structurally Superior By Design!

When you are looking for a heavy-duty premium loading dock that ensures unmatched productivity and safety, look no further than Poweramp's PR Series Hydraulic Dock Leveler. The complete hydraulic system including logic block and cylinders is engineered and manufactured by Systems, Inc. specifically for use on dock levelers.




Poweramp main lifting cylinders are a unique, low pressure (225 psi) hollow ram design with hard chrome plating for longer life. The double sealed cylinders include rod wipers and are self bleeding. A special tamperproof velocity safety fuse, integral to the main lifting cylinder, provides free float during the loading process and will lock the leveler in position (+/-3") should a truck pull away while the leveler is in use.




The PR Series Leveler features a patented fluid logic system to control all leveler functions. Fluid logic eliminates the need for troublesome solenoid valves reducing your total ownership cost. The 1.5hp motor is mounted to the underside of the deck. An access panel on top of the leveler permits safe and simple adjustments and fluid checks.



Dual lanyard control allows quick cycle below dock control and unmatched operator control.



Another PR Series exclusive is the yellow folding and locking toe guards. The folding and locking toe guards are significantly stronger than conventional sliding toe guards in protecting personnel and equipment in side impact conditions.



PR Series 7'x 8' 60,000 CIR shown.

### PR Series Common Options...

- Advanced Operator Control
- Integrated Control Systems
- Extended Lip Sizes (18" and 20")
- Leveler Stored Interlock In Lieu of Automatic Return To Dock
- Foam Insulated Deck
- Centra/Power®
- Safety Barrier Lip
- Weatherseal (Brush or Rubber)
- Dual Weatherseal
- CleanPit® Frame
- Dock Alert Light Communication Package
- Integrated Vehicle Restraint
- Dock Light

**The PR Series Hydraulic Leveler is available in a wide range of sizes and capacities and can be modified for special applications.**

Distributed By:

[Empty box for distributor information]

A Division of Systems, Inc.

**POWERAMP**  
Premium Loading Dock Systems

W194 N11481 McCormick Drive • Germantown, WI 53022  
Phone: 262.255.1510 • Fax: 262.255.4199

**Toll-Free: 800.643.5424**

or visit us on the web at...[www.DockSystemsInc.com](http://www.DockSystemsInc.com)